



Brickwork • Brick Arch • Corbel • Separate Bricks




PD 185
English bond brickwork - wide mortar joints
 Brick size: 240mm x 50mm average
 Panel size: 2180mm x 1120mm x 10mm
 Corner 185C 1080mm x 240mm x 240mm



PE 506
Rough worn English bond brickwork
 Brick size: 215mm x 66mm
 Panel size: 2394mm x 1070mm x 12mm
 Corner section available: PE 580 - 1055mm x 220mm x 220mm



B 015
Brick Corbel
 Size: 345mm x 822mm x 300mm




S 30
Arched brickwork - inside radius 1300mm
 Brick size: 215mm x 75mm
 Panel size: 2280mm x 1090mm x 10mm




Single Bricks

PE 511 Line of Bricks
 942mm x 112mm x 80mm



PE 5110 Brick Header 1500mm x 240mm x 70mm



PE 505
Flettons English bond brickwork
 Brick size: 215mm x 66mm
 Panel size: 2400mm x 1060mm x 8mm
 Corner section PE 505C 1060mm x 215mm x 215mm

Standard designs made in vac formed plastic 0.5mm P.V.C., 1.5mm A.B.S. or G.R.P. (glassfibre)
 High Strength Plaster backed with hessian scrim for use in pubs and themed areas also available